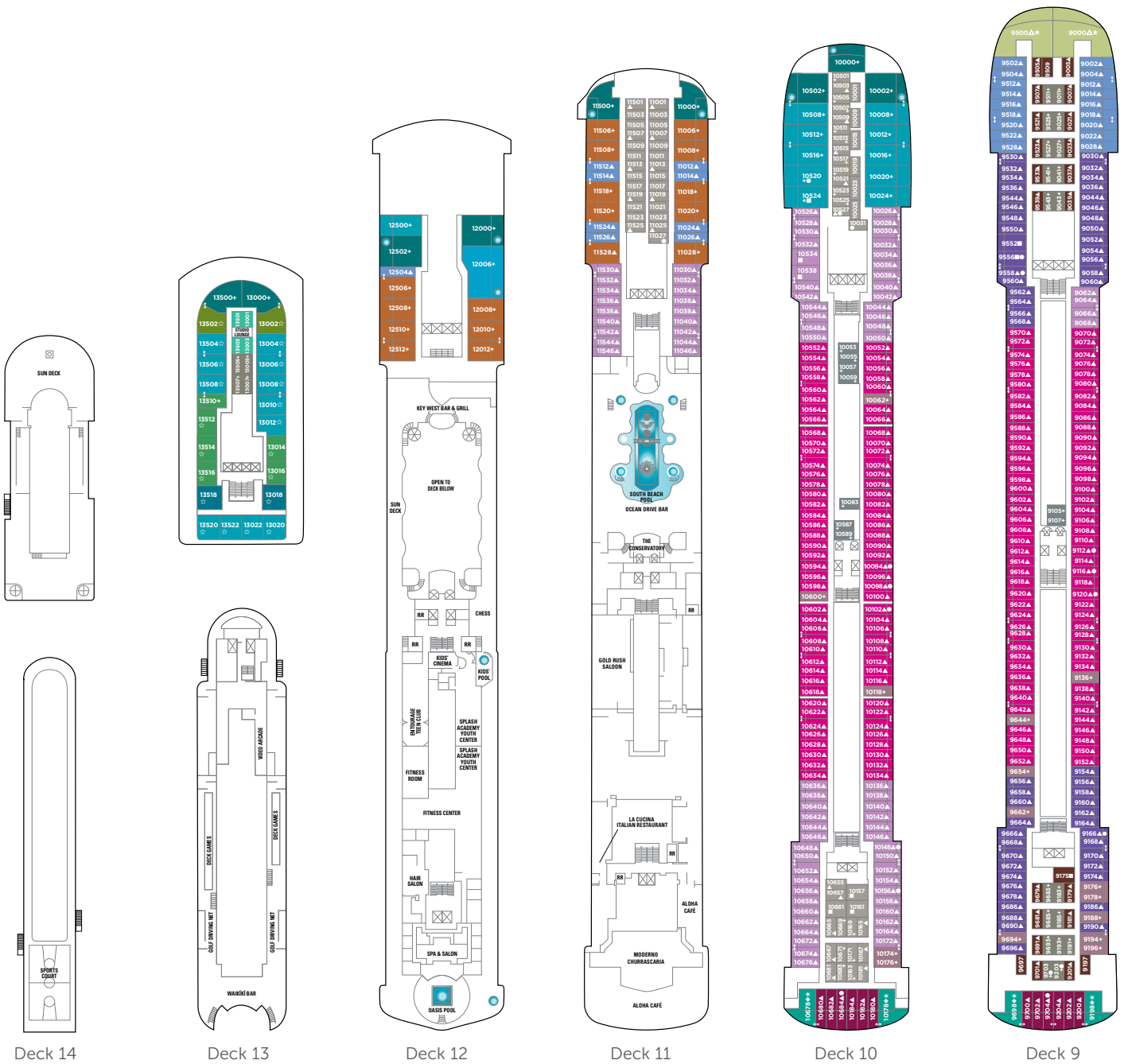


PRIDE OF AMERICA

Deck plans and information subject to change.



Deck 14


Deck 13

Deck 12

Deck 11


Deck 10

Deck 9



OWNER'S SUITES

SB **SC** (SB=Deluxe Owner's Suite) Bedroom with king-size bed and walk-in wardrobe, bathroom with whirlpool tub & separate shower, guest bathroom, living room with sofa bed and dining area, balcony with hot tub and outdoor dining area (staterooms 13000, 13500 without hot tub on balcony and without guest bathroom). Butler service and concierge available. Size SB approx. 128,5 m², SC approx. 63-89 m²; max. occupancy 4 guests



PENTHOUSES & FAMILY SUITES

SD **SE** **SF** **SG** **SH** (SD=Deluxe Penthouses) King-size bed and walk-in wardrobe, bathroom with whirlpool tub & separate shower (SD), living area, sofa bed, pull down bed (SD, SF), balcony. Butler service and concierge available. Size SD approx. 81,5 m², SE approx. 48-62 m², SF approx. 64 m², SG approx. 46 m², SH approx. 29-59 m²; max. occupancy SD-SF, SH 6 guests, SG 4 guests

SA (Deluxe Family Suites) Two separate bedrooms, one with king-size bed and walk-in wardrobe, the other with two lower beds, two bathrooms, living room with sofa bed, balcony. Butler service and concierge available. Size approx. 56,5-60,5 m²; max. occupancy 5 guests



FAMILY SUITES

SI Two separate bedrooms, one with queen-size bed, the other with sofa bed, living room with sofa bed, balcony. Size approx. 31 m²; max. occupancy 5 guests

SJ Two separate bedrooms each with two lower beds, two bathrooms, living room with sofa bed, with obstructed view. Size approx. 33 m²; max. occupancy 8 guests

SYMBOLS

- With facilities for the disabled
- ◆ With queen-size bed
- △ With king-size bed
- ↔ Connecting staterooms
- ▲ 3rd guest occupancy avail.
- + 3rd/4th guest occupancy avail.

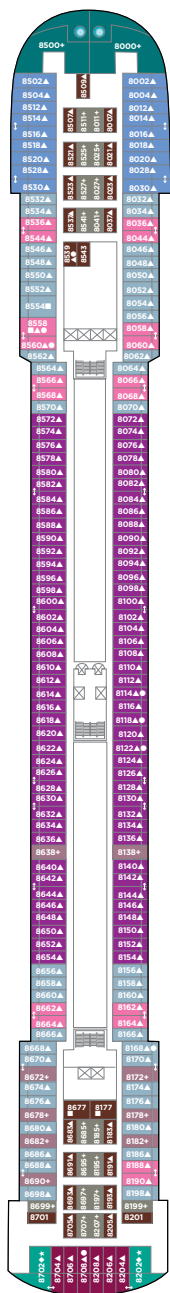
- ★ 3rd/4th/5th guest occupancy avail.
- ☆ Up to 6th guest occupancy avail.
- ✕ Elevator
- RR Restroom
- Equipped for the hearing-impaired

- Indicates stateroom categories that can accommodate three or more guests.

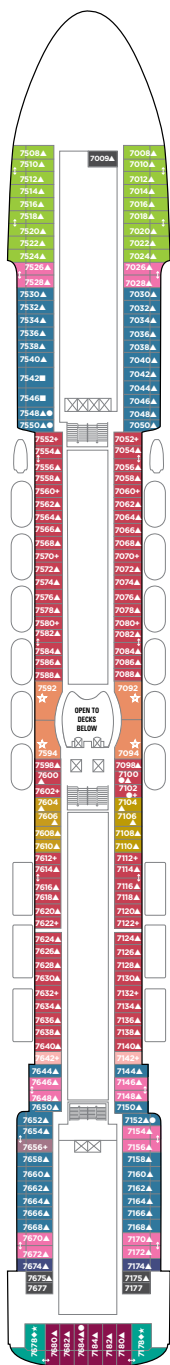
STATEROOM FEATURES

All staterooms aboard Pride of America have a phone, TV, air conditioning, refrigerator*, safe, duvet, bathroom with shower and hair dryer. All lower beds are convertible to a queen-size bed.

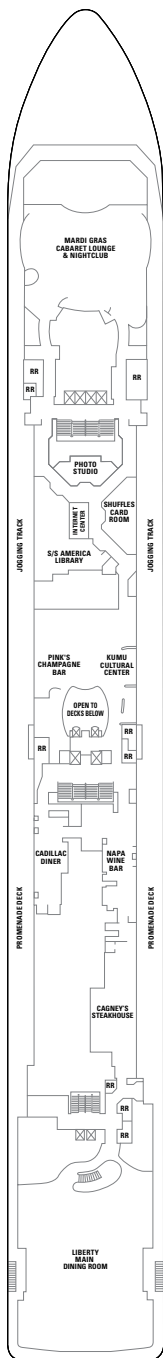
Quoted stateroom sizes include balconies where applicable. *Not available in Studios, category T1.



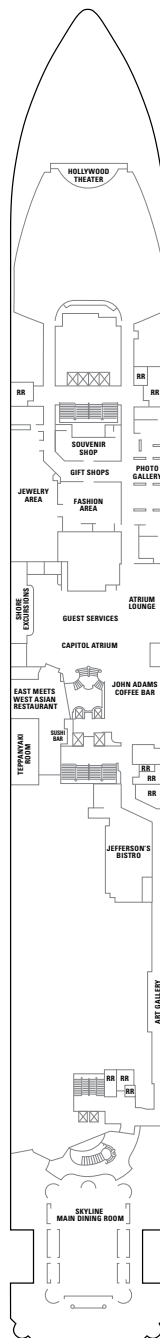
Deck 8



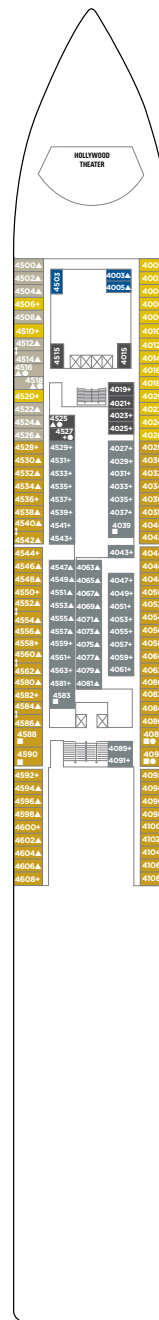
Deck 7



Deck 6



Deck 5




Deck 4




BALCONY STATEROOMS

B1 B2 B3 B6 B7 BA BB BC BD BE BF (B2, B3=Family Balcony Staterooms) Two lower beds, sitting area, balcony. Size B1, B6, B7 approx. 21,5 m², B2, B3, BA-BF approx. 16,5 m²; max. occupancy B1, B3-BF 3 guests, B2 4 guests



OCEANVIEW & INSIDE STATEROOMS

O1 OA OC OK (O1=Family Oceanview Staterooms) Two lower beds, mostly with sitting area, picture window (4000 & 4500 with porthole; OK with obstructed view and partly with picture window, partly with porthole). Size approx. 13,5 m²; max. occupancy 4 guests



STUDIOS

T1 Designed especially for solo travellers: full-size bed, window to corridor (with one-way glass and shade), separate areas for bathroom, sink and shower, exclusive access to the Studio Lounge. Size approx. 9 m²; max. occupancy 1 guest

I1 IA IB IC ID (I1=Family Inside Staterooms) Two lower beds. Size approx. 12,5 m²; max. occupancy 4 guests